

Agenda

- I. Strategic Planning Process
- II. Questions/Discussion

Data Collection

July 2009 through February 2010

See attached "Data Collection Efforts" Chart

TACOMA PUBLIC SCHOOLS

Data Collection Efforts

Description	Timeline and Participants	Major Findings
Highly Capable Program Review	<ul style="list-style-type: none"> • December 2009 • Conducted Classroom Observations and Interviews with students, parent, and staff. 	
Achievement Gap Task Force	<ul style="list-style-type: none"> • October-December 2009 • 30 members 	
BERC Classroom Review	<ul style="list-style-type: none"> • 30 minutes in every classroom in the district, October – December 2009 • Principal and Teacher Interviews 	
District Scan	<ul style="list-style-type: none"> • October 20/21, 2009 • 5-7 minutes in 95% of classrooms in the district 	
Washington State Leadership Academy work (WSLA)		

TACOMA PUBLIC SCHOOLS

Data Collection Efforts

Description	Timeline and Participants	Major Findings
Five Dimensions of Teaching and Learning Assessment	<ul style="list-style-type: none"> December 2009 All district principals 	
Lighthouse Project		
Small Groups of Principals		
Community Conversations with Tacoma Education Association		
Technology Survey		

TACOMA PUBLIC SCHOOLS

Data Collection Efforts

Description	Timeline and Participants	Major Findings
Math Task Force	<ul style="list-style-type: none"> • October-November 2009 • 30-Member Committee (teachers, coaches, principals) 	
School Climate Surveys	<ul style="list-style-type: none"> • Beginning Spring 2009 in every school • Student, Parent, and Staff Responses 	
Enrollment Projections		
Achievement Data Analysis	<ul style="list-style-type: none"> • West Ed • District Research and Assessment Office 	
Healthy Youth Survey – Social and Emotional Health of Students	<ul style="list-style-type: none"> • Fall 2002 and every other year – Grades 6, 8, 10, 12 	

TACOMA PUBLIC SCHOOLS

Data Collection Efforts

Description	Timeline and Participants	Major Findings
Interest Survey – Ascertain Program Use and Necessary Additions	<ul style="list-style-type: none"> • Spring 1997 and every three years – • Grades 3, 4 • Grades 5, 6, 7 • Grades 8, 9, 10, 11 	
Senior Exit Survey		
9-12 CTE Survey		

Data Collection

July 2009 through February 2010
See attached "Data Collection Efforts" Chart



Data
Analysis
and
Setting
Priorities
– Major
Strengths
&
Challenges
February/March
2010

Data Analysis and Setting Priorities

- Track key findings from multiple data sources
- Identify major issues and challenges
- Timeline: February– March, 2010
- Hire external facilitator
- Prepare Board document that outlines priorities for strategic planning

Data Collection

July 2009 through February 2010
See attached "Data Collection Efforts" Chart



Data
Analysis
and
Setting
Priorities
– Major
Strengths
&
Challenges
February/March
2010

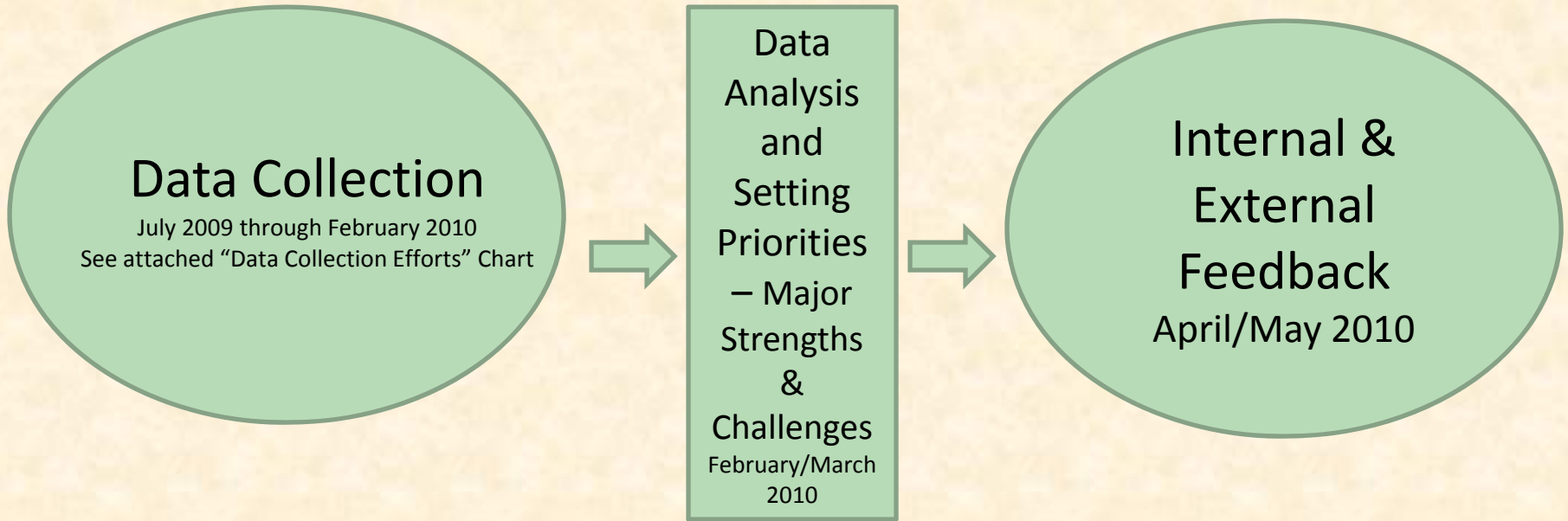


Internal & External Feedback

April/May 2010

Internal/External Feedback

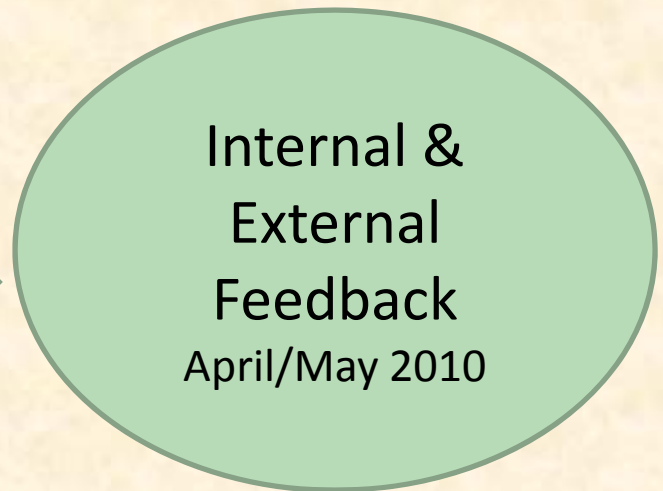
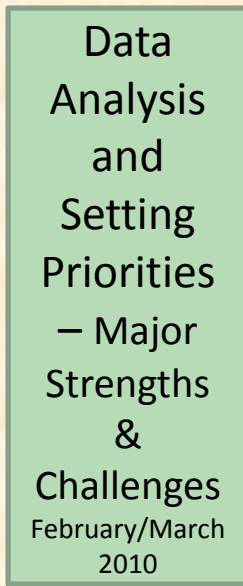
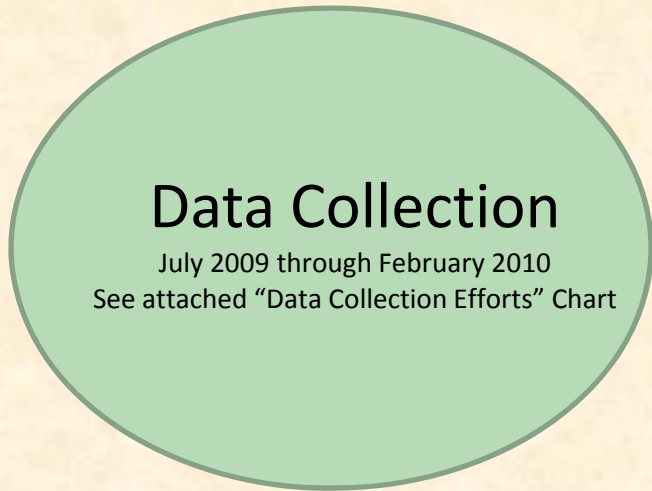
- Conduct focus groups led by Board of Directors and District Staff
 - Neighborhood Associations
 - Partnerships
 - Mayor's Education Task Force
 - Higher Education Representatives
 - Others as directed
- Timeline: April – May, 2010
- Outcome: Prioritization/summary of key strengths and challenges

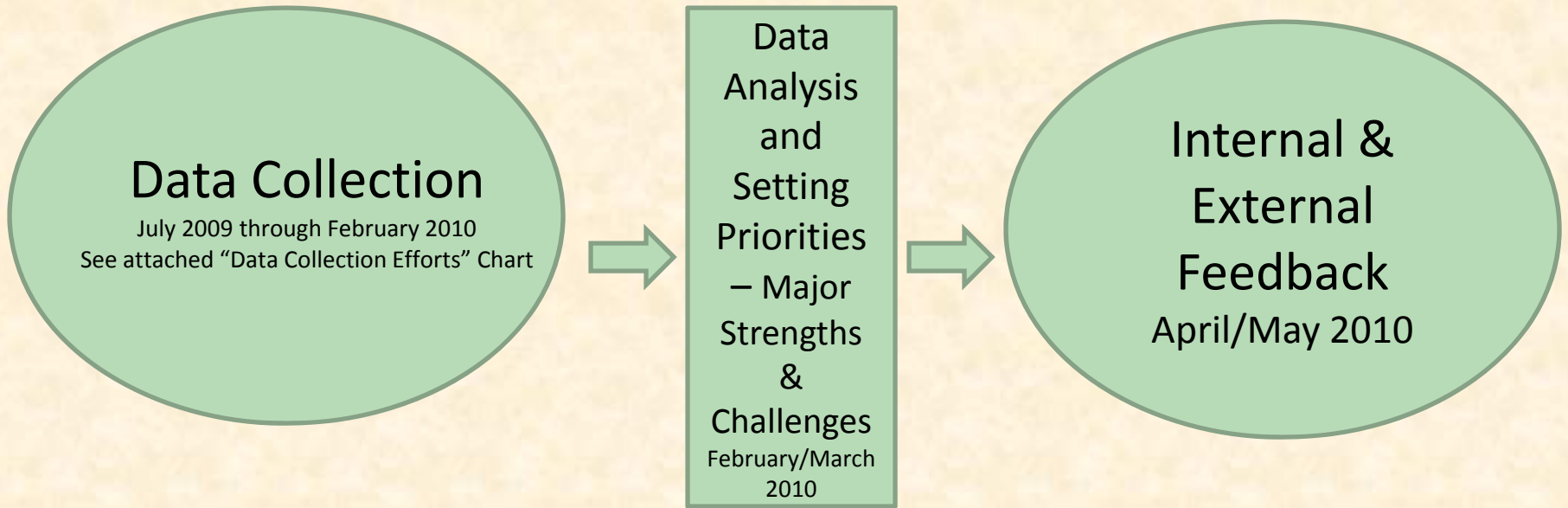


**Board of Education
Drafts Strategic Vision,
Mission, Values
and Goals**
May/June 2010

Draft Strategic Plan

- Draft District Vision/Mission/Values
- Define goals with rationale in collaboration with executive staff
- Establish process to review and update timeline
- Timeline: May 1 – June 15, 2010





Develop Implementation Plan

- Aligns with Mission, Vision, Values
- Identify strategies to achieve strategic goals
- Includes:
 - Action Steps
 - Timelines (long term, short term)
 - Identified Roles
 - Resource Evaluation
 - Benchmarks
- Timeline: September 1, 2010