
Interscholastic Athletic and Extracurricular Activities/Clubs Student Survey (2006-2007)

Survey: Overview

Title IX regulations require schools that offer athletic programs to accommodate effectively the interests and abilities of students to the extent necessary to provide equal opportunity in the selection of sports and levels of competition available to members of both sexes.

The following Interscholastic Athletic and Extra Curricular Activities/Clubs Student Survey presents a whole range of activity programs that might be offered in a Tacoma middle or high school. These activities may take place in a variety of settings including: physical education classes, intramural activities, interscholastic sports, and extracurricular activities. The extent of actual offerings partially depends on student interests; therefore, this survey is administered to help decide what activities should be considered.

A good overview of the principles of equity in the sports and activities is noted on the Office of Superintendent of Public Instruction (OSPI) website:

Participation in interscholastic sports plays a major role in the lives of everyone involved: the players, coaches, officials, and spectators. Playing sports in school provides children with personal satisfaction and enjoyment, and it's widely recognized that athletics participation builds positive mind, body, and character traits. It is therefore incumbent upon our schools, dedicated to the education of the whole child, to provide equal access to the benefits of interscholastic sports.

Survey: Results

In the spring of 2007, the Tacoma School District surveyed 3,890 students in both middle and high schools. An equal number of males and females responded (49% males and 51% females). The distribution of respondents by grades was as follows: 8th grade (19%), 9th grade (32%), 10th grade (25%) and 11/12th grade (25%).

Two areas were investigated:

- Interscholastic athletic programs such as baseball, basketball, volleyball, track and field.
- Extracurricular activities which may occur before or after school and may not involve competing with other schools. These activities may include drill team, yearbook, Knowledge Bowl, dance and chess club.

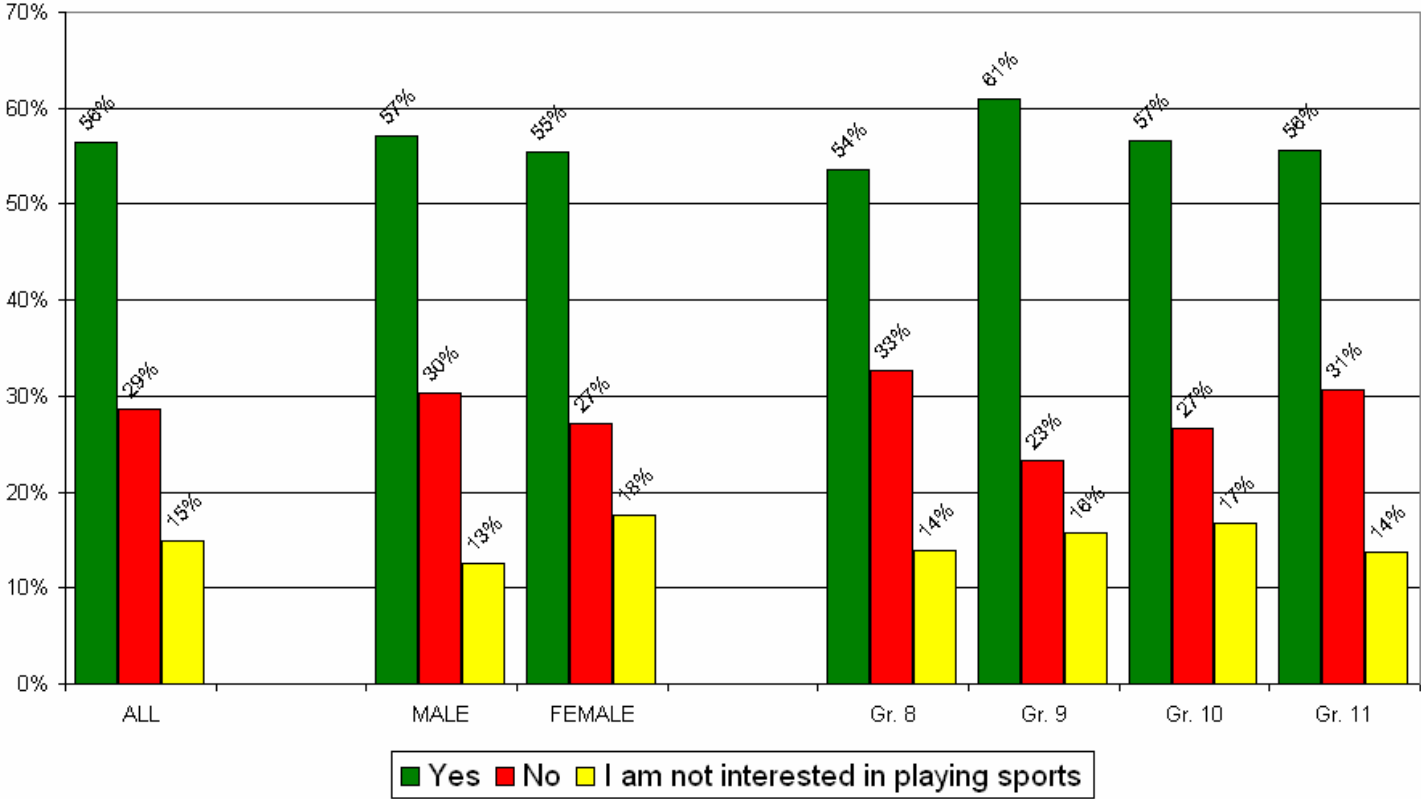
Students were also asked general questions such as:

- Are all the sports that you are interested in playing offered at your school?
- Are you able to participate in your schools' sports that interest you?
- Indicate why you are not able to participate in sports that interest you? (i.e. cost, grades parent wishes)

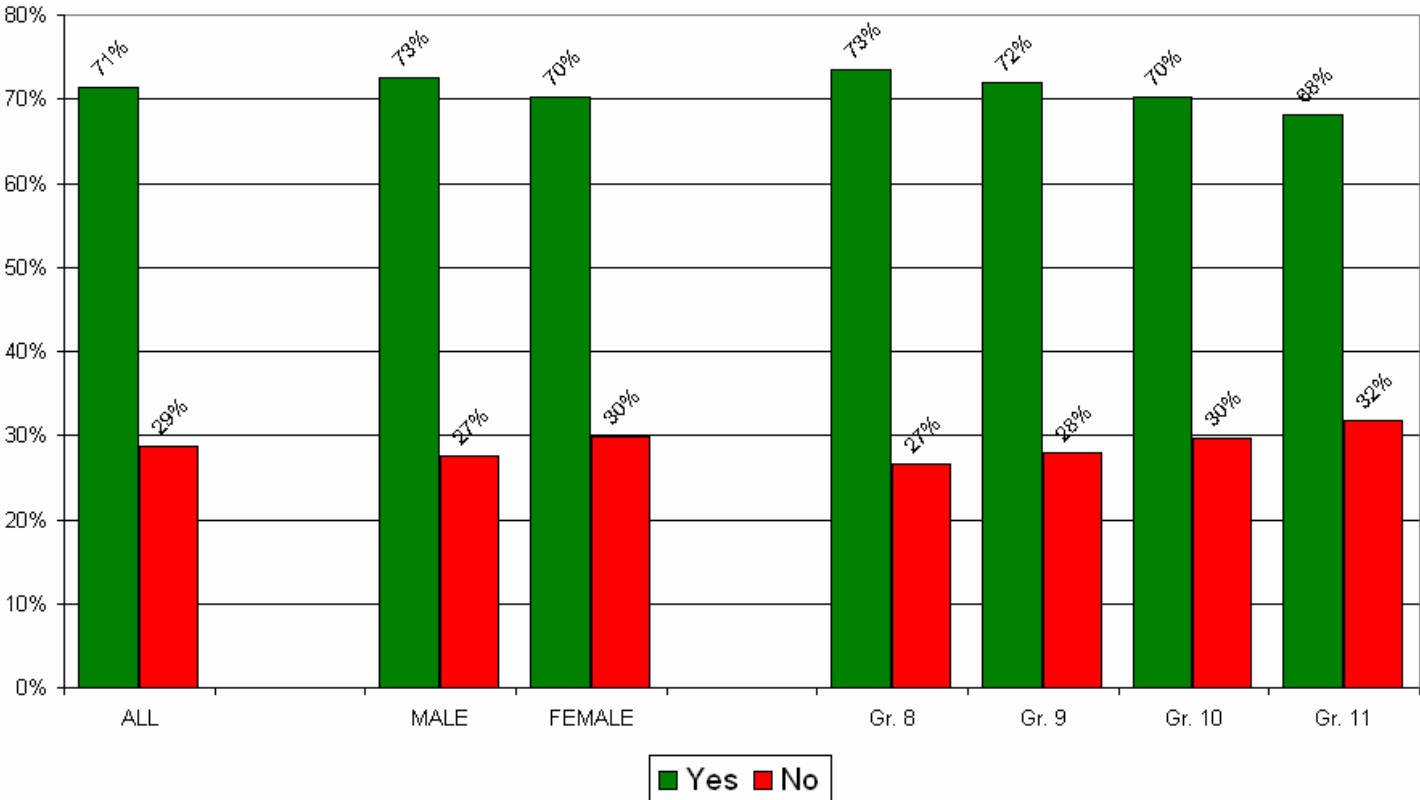
More information regarding Equity Education from OSPI:
<http://www.k12.wa.us/Equity/>

Wisconsin Interscholastic Athletic Association (WIAA) is the first high school athletic association in the country and has an excellent Q&A regarding equity in high school athletics:
<http://www.wiaawi.org/handbook/genderqa.html>

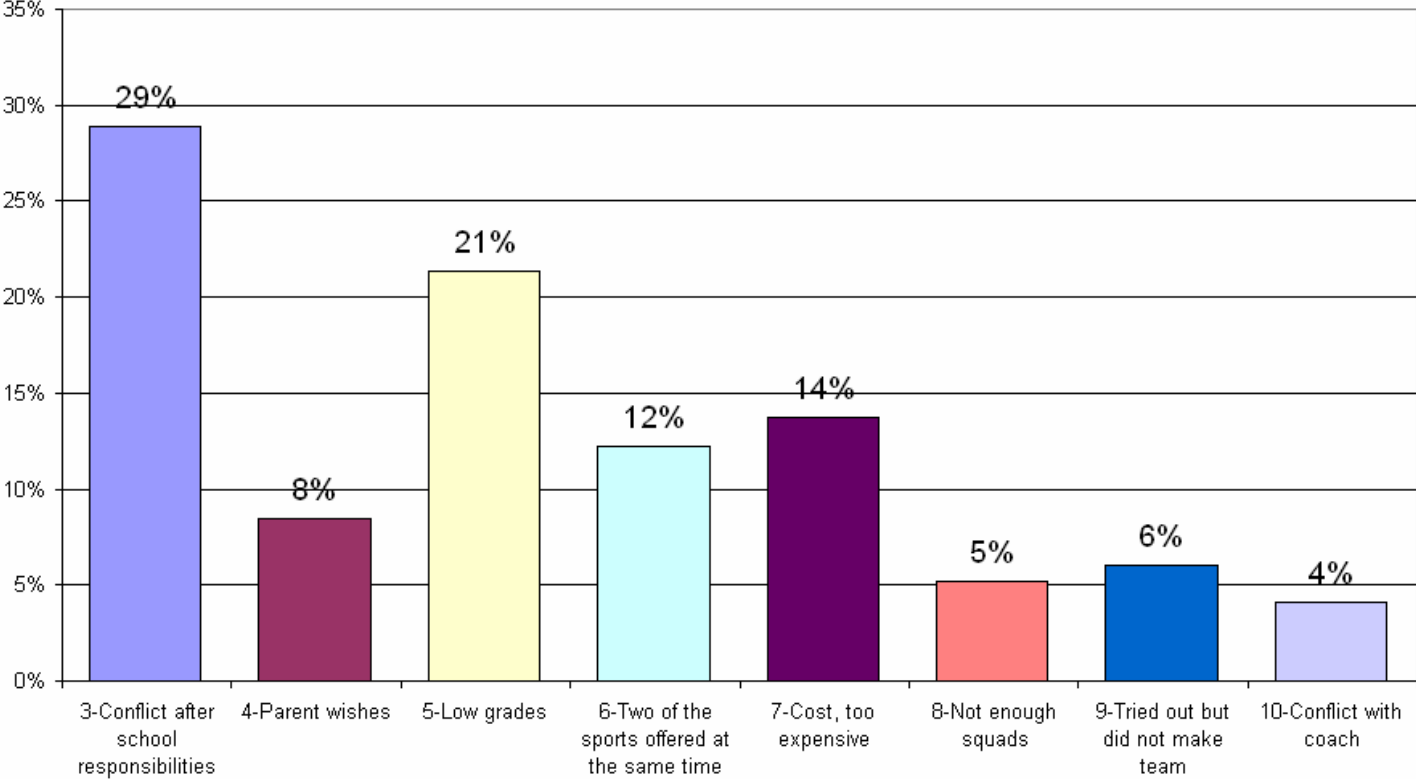
Question 1. Are all the sports that you are interested in playing offered at your school?



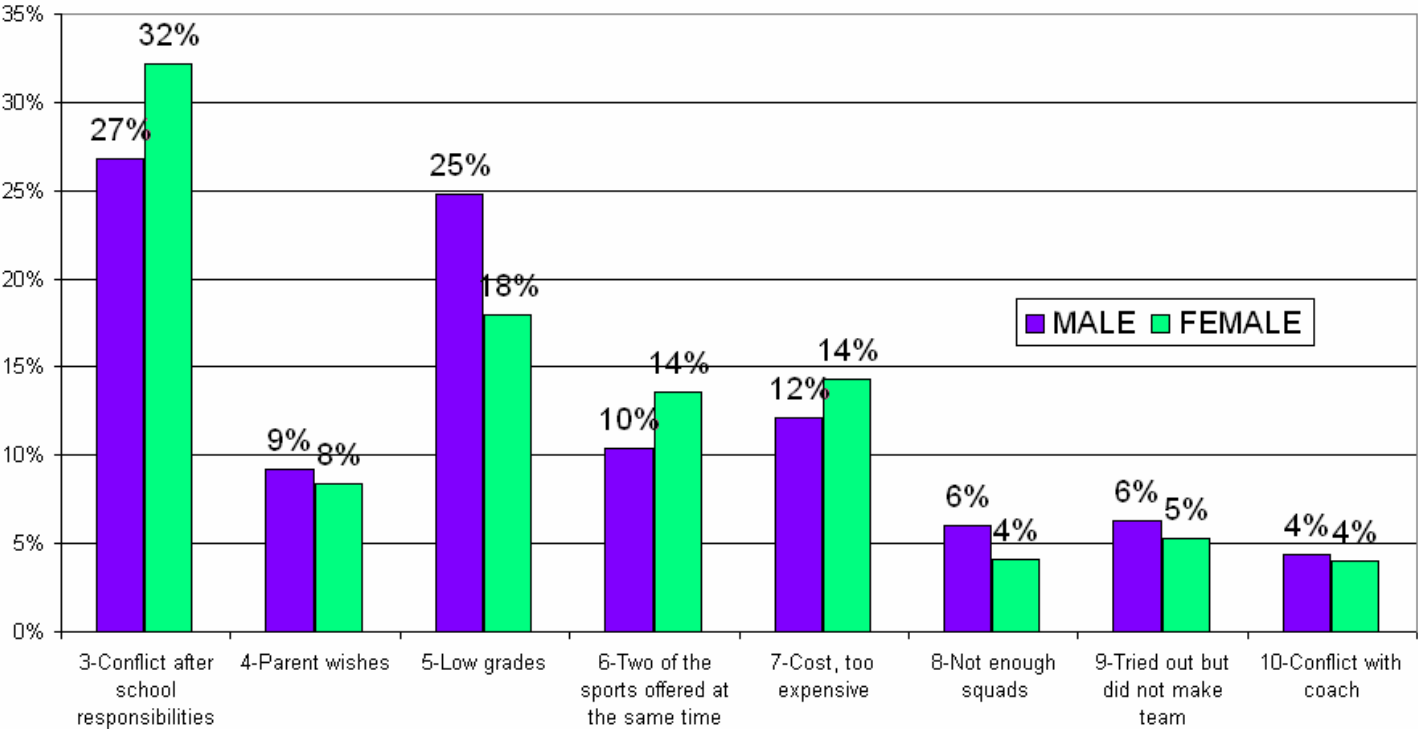
Question 2. Are you able to participate in your schools' sports that interest you?



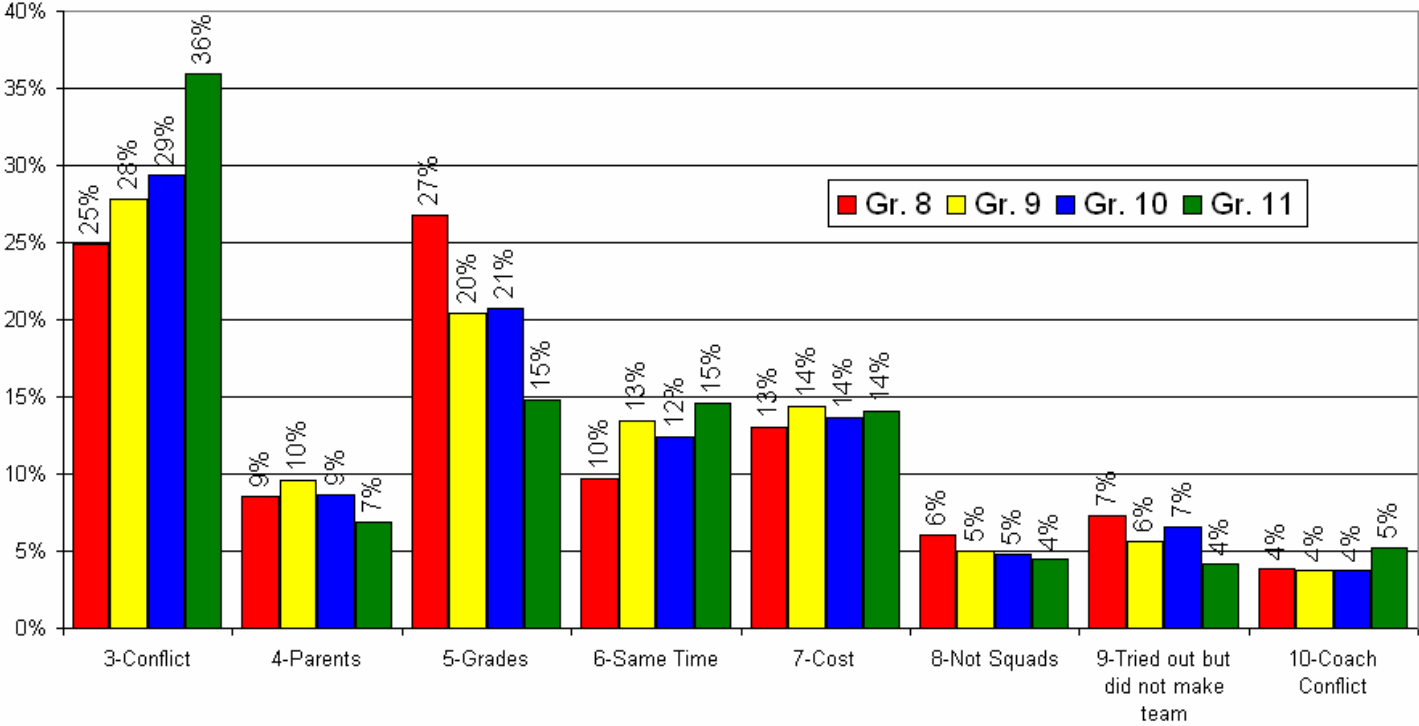
Questions 3-10. Please indicate why you are not able to participate in the sport that interests you:



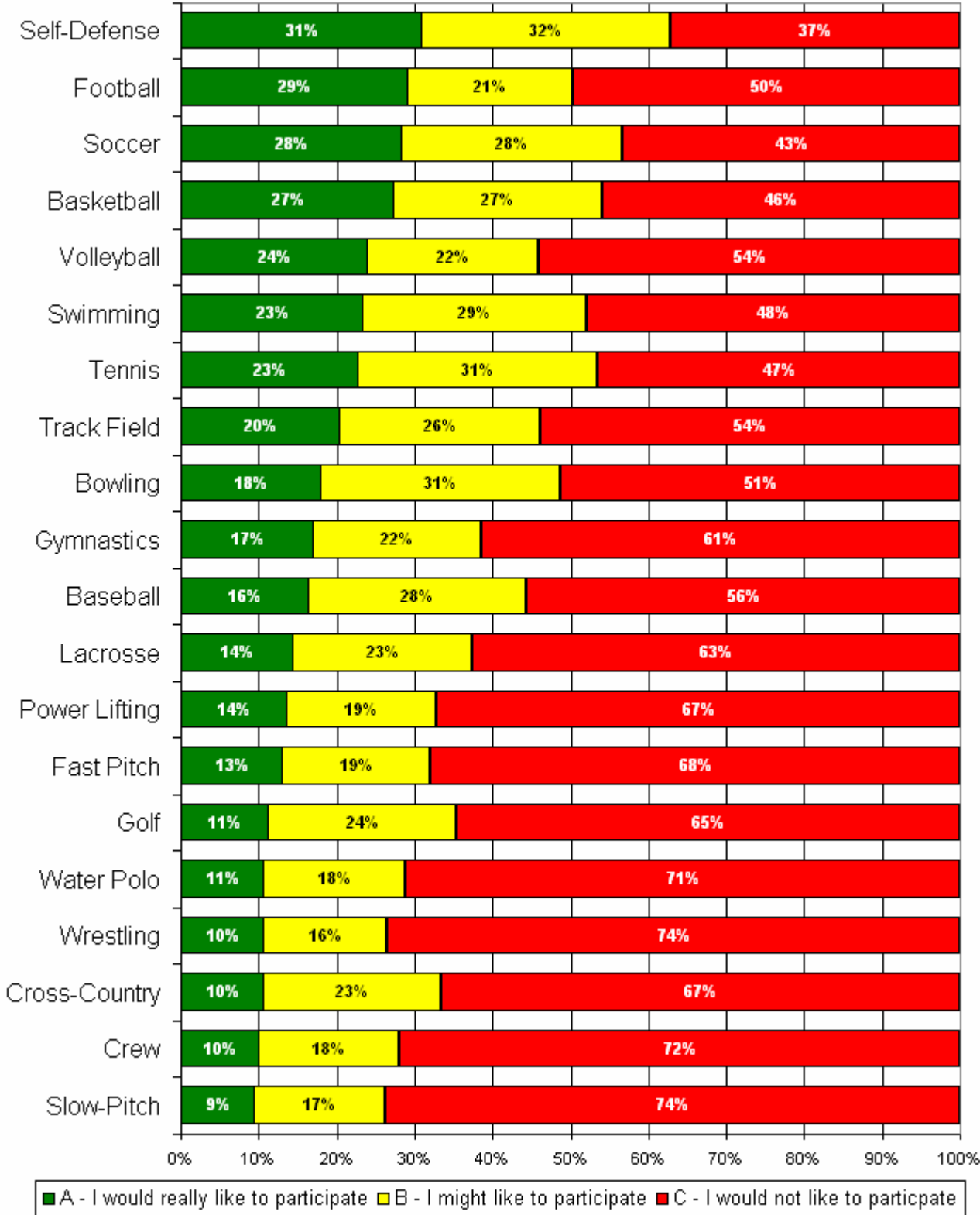
Questions 3-10. Please indicate why you are not able to participate in the sport that interests you:
(Reported by Gender)



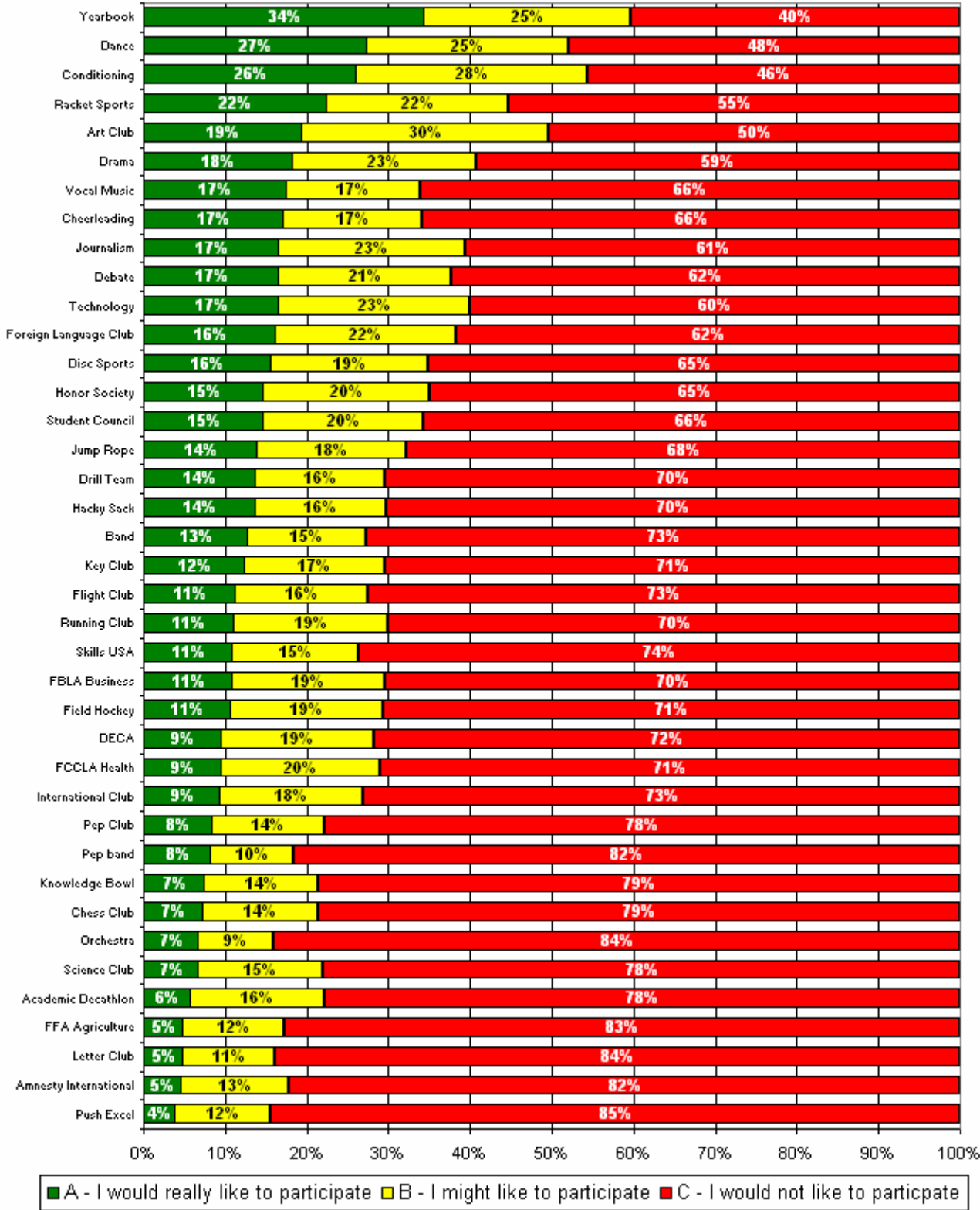
**Questions 3-10. Please indicate why you are not able to participate in the sport that interests you:
(Reported by Grade)**



Questions 11-30. For each of the following sports, please indicate how interested you would be in participating: (**Interscholastic Athletic Programs**)



Questions 31-69. For each of the following sports, please indicate how interested you would be in participating: (Extracurricular Activities/Clubs)



Questions 11-30. Sports Activity Ranking of Percent that would “really” like to participate and “might” like to participate (Reported by All Students and Gender)

RANK	ALL STUDENTS	MALE	FEMALE
1	Self-Defense 63%	Football 69%	Self-Defense 66%
2	Soccer 57%	Self-Defense 61%	Volleyball 65%
3	Basketball 54%	Basketball 57%	Tennis 64%
4	Tennis 53%	Soccer 55%	Soccer 59%
5	Swimming 52%	Baseball 54%	Gymnastics 56%
6	Football 50%	Swimming 50%	Swimming 56%
7	Bowling 49%	Bowling 50%	Bowling 49%
8	Track Field 46%	Power Lifting 49%	Basketball 49%
9	Volleyball 46%	Track Field 48%	Fast Pitch 48%
10	Baseball 44%	Tennis 44%	Track Field 44%
11	Gymnastics 39%	Golf 42%	Slow-Pitch 36%
12	Lacrosse 37%	Lacrosse 42%	Baseball 35%
13	Golf 35%	Wrestling 35%	Lacrosse 33%
14	Cross-Country 33%	Cross-Country 35%	Water Polo 32%
15	Power Lifting 33%	Crew 28%	Cross-Country 32%
16	Fast Pitch 32%	Volleyball 28%	Football 31%
17	Water Polo 29%	Water Polo 26%	Crew 29%
18	Crew 28%	Gymnastics 20%	Golf 28%
19	Wrestling 26%	Slow-Pitch 16%	Wrestling 17%
20	Slow-Pitch 26%	Fast Pitch 15%	Power Lifting 17%

Questions 31-69. Extracurricular Activity/Club Ranking of Percent that would “really” like to participate and “might” like to participate (Reported by All Students and Gender)

RANK	ALL STUDENTS	MALE	FEMALE
1	Yearbook 60%	Conditioning 57%	Yearbook 78%
2	Conditioning 54%	Racket Sports 47%	Dance 73%
3	Dance 52%	Technology 47%	Art Club 62%
4	Art Club 50%	Disc Sports 42%	Drama 56%
5	Racket Sports 45%	Yearbook 41%	Cheerleading 53%
6	Drama 41%	Art Club 39%	Conditioning 53%
7	Technology 40%	Hacky Sack 35%	Journalism 52%
8	Journalism 39%	Field Hockey 35%	Foreign Language 47%
9	Foreign Language 38%	Flight Club 33%	Debate 46%
10	Debate 38%	Foreign Language 32%	Jump Rope 46%
11	Honor Society 35%	Debate 31%	Vocal Music 45%
12	Disc Sports 35%	Dance 31%	Student Council 45%
13	Student Council 34%	Running Club 31%	Racket Sports 43%
14	Cheerleading 34%	Journalism 29%	Honor Society 43%
15	Vocal Music 34%	Chess Club 28%	Drill Team 40%
16	Jump Rope 32%	Band 28%	Key Club 39%
17	Running Club 30%	FBLA Business 28%	FCCLA Health 39%
18	Hacky Sack 30%	Honor Society 27%	Skills USA 38%
19	Drill Team 30%	DECA 27%	Technology 35%
20	FBLA Business 30%	Drama 26%	International Club 33%
21	Key Club 29%	Student Council 25%	FBLA Business 33%
22	Field Hockey 29%	Science Club 23%	Pep Club 31%
23	FCCLA Health 29%	Vocal Music 23%	DECA 30%
24	DECA 28%	International Club 22%	Running Club 29%
25	Flight Club 27%	Key Club 21%	Disc Sports 29%
26	Band 27%	Knowledge Bowl 21%	Band 28%
27	International Club 27%	Academic Decathlon 21%	Hacky Sack 25%
28	Skills USA 26%	FCCLA Health 19%	Field Hockey 25%
29	Pep Club 22%	Drill Team 18%	Academic Decathlon 25%
30	Academic Decathlon 22%	Pep band 18%	Knowledge Bowl 23%
31	Science Club 22%	Jump Rope 18%	Flight Club 22%
32	Knowledge Bowl 21%	FFA Agriculture 16%	Amnesty International 21%
33	Chess Club 21%	Amnesty International 15%	Science Club 21%
34	Pep band 18%	Push Excel 15%	Letter Club 20%
35	Amnesty International 18%	Orchestra 15%	Pep band 19%
36	FFA Agriculture 17%	Cheerleading 14%	FFA Agriculture 19%
37	Letter Club 16%	Skills USA 14%	Orchestra 18%
38	Orchestra 16%	Pep Club 14%	Push Excel 16%
39	Push Excel 15%	Letter Club 13%	Chess Club 15%

Questions 11-30. Sports Activity Ranking of Percent that would “really” like to participate and “might” like to participate (Reported by Grade)

RANK	Gr. 8	Gr. 9	Gr. 10	Gr. 11
1	Self-Defense 63%	Self-Defense 61%	Self-Defense 61%	Self-Defense 68%
2	Basketball 61%	Soccer 57%	Soccer 54%	Tennis 57%
3	Soccer 59%	Basketball 53%	Tennis 50%	Soccer 54%
4	Football 55%	Swimming 53%	Basketball 49%	Bowling 54%
5	Swimming 54%	Tennis 53%	Swimming 49%	Swimming 50%
6	Tennis 54%	Football 50%	Football 46%	Basketball 48%
7	Bowling 50%	Track Field 48%	Track Field 45%	Football 47%
8	Volleyball 48%	Bowling 47%	Bowling 45%	Volleyball 46%
9	Baseball 47%	Volleyball 46%	Volleyball 42%	Track Field 43%
10	Track Field 47%	Baseball 44%	Baseball 42%	Baseball 43%
11	Gymnastics 38%	Gymnastics 39%	Gymnastics 37%	Lacrosse 42%
12	Lacrosse 37%	Lacrosse 36%	Lacrosse 36%	Gymnastics 42%
13	Power Lifting 37%	Cross-Country 34%	Golf 35%	Golf 39%
14	Golf 36%	Fast Pitch 33%	Cross-Country 32%	Cross-Country 35%
15	Fast Pitch 34%	Golf 33%	Crew 30%	Crew 33%
16	Cross-Country 33%	Power Lifting 32%	Power Lifting 29%	Power Lifting 31%
17	Water Polo 31%	Water Polo 29%	Fast Pitch 29%	Fast Pitch 30%
18	Slow-Pitch 28%	Slow-Pitch 26%	Wrestling 26%	Water Polo 28%
19	Wrestling 28%	Crew 26%	Water Polo 25%	Wrestling 26%
20	Crew 26%	Wrestling 24%	Slow-Pitch 24%	Slow-Pitch 25%

Questions 31-69. Extracurricular Activity/Club Ranking of Percent that would “really” like to participate and “might” like to participate (Reported by Grade)

RANK	Gr. 8	Gr. 9	Gr. 10	Gr. 11
1	Yearbook 59%	Yearbook 58%	Yearbook 59%	Yearbook 63%
2	Conditioning 53%	Dance 55%	Conditioning 55%	Conditioning 58%
3	Art Club 52%	Conditioning 53%	Dance 47%	Dance 54%
4	Dance 52%	Art Club 52%	Racket Sports 45%	Racket Sports 51%
5	Technology 44%	Racket Sports 43%	Art Club 44%	Art Club 48%
6	Foreign Language 43%	Drama 42%	Debate 39%	Disc Sports 45%
7	Racket Sports 42%	Journalism 39%	Journalism 38%	Journalism 44%
8	Drama 40%	Technology 39%	Drama 38%	Debate 44%
9	Journalism 37%	Foreign Language 37%	Technology 36%	Drama 44%
10	Cheerleading 36%	Debate 37%	Honor Society 35%	Honor Society 40%
11	Vocal Music 35%	Vocal Music 36%	Foreign Language 34%	Key Club 39%
12	Disc Sports 34%	Cheerleading 35%	Student Council 33%	Technology 39%
13	Debate 34%	Student Council 34%	Disc Sports 33%	Student Council 37%
14	Drill Team 34%	Honor Society 32%	Vocal Music 32%	Foreign Language 36%
15	Honor Society 34%	Jump Rope 32%	Cheerleading 31%	Field Hockey 36%
16	Student Council 33%	Drill Team 30%	Jump Rope 30%	FBLA Business 35%
17	Jump Rope 33%	Running Club 30%	Key Club 30%	DECA 35%
18	Hacky Sack 32%	Disc Sports 30%	FBLA Business 30%	Jump Rope 33%
19	Running Club 31%	Hacky Sack 29%	Running Club 30%	International Club 32%
20	Field Hockey 30%	Key Club 29%	FCCLA Health 28%	Cheerleading 32%
21	Flight Club 29%	FCCLA Health 29%	DECA 28%	Hacky Sack 31%
22	FCCLA Health 29%	FBLA Business 27%	Field Hockey 26%	Vocal Music 31%
23	FBLA Business 28%	Field Hockey 27%	Band 26%	FCCLA Health 30%
24	Band 28%	DECA 26%	Skills USA 26%	Flight Club 30%
25	International Club 26%	Band 26%	Flight Club 25%	Band 29%
26	Science Club 26%	Skills USA 26%	International Club 25%	Knowledge Bowl 28%
27	DECA 26%	International Club 25%	Hacky Sack 25%	Skills USA 28%
28	Skills USA 26%	Flight Club 24%	Knowledge Bowl 24%	Running Club 27%
29	Key Club 24%	Pep Club 22%	Drill Team 24%	Drill Team 27%
30	Chess Club 23%	Academic Decathlon 20%	Academic Decathlon 22%	Academic Decathlon 25%
31	Academic Decathlon 22%	Amnesty International 20%	Pep Club 21%	Pep Club 25%
32	Pep Club 22%	Science Club 19%	Chess Club 20%	Chess Club 24%
33	FFA Agriculture 19%	Chess Club 18%	Pep band 18%	Science Club 22%
34	Pep band 19%	Knowledge Bowl 18%	Science Club 18%	Amnesty International 19%
35	Knowledge Bowl 18%	Pep band 18%	Amnesty International 15%	Pep band 19%
36	Push Excel 18%	Orchestra 17%	FFA Agriculture 15%	FFA Agriculture 17%
37	Amnesty International 17%	FFA Agriculture 17%	Letter Club 15%	Letter Club 17%
38	Orchestra 16%	Letter Club 17%	Orchestra 15%	Orchestra 15%
39	Letter Club 16%	Push Excel 15%	Push Excel 14%	Push Excel 15%