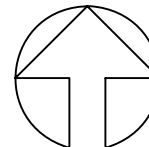


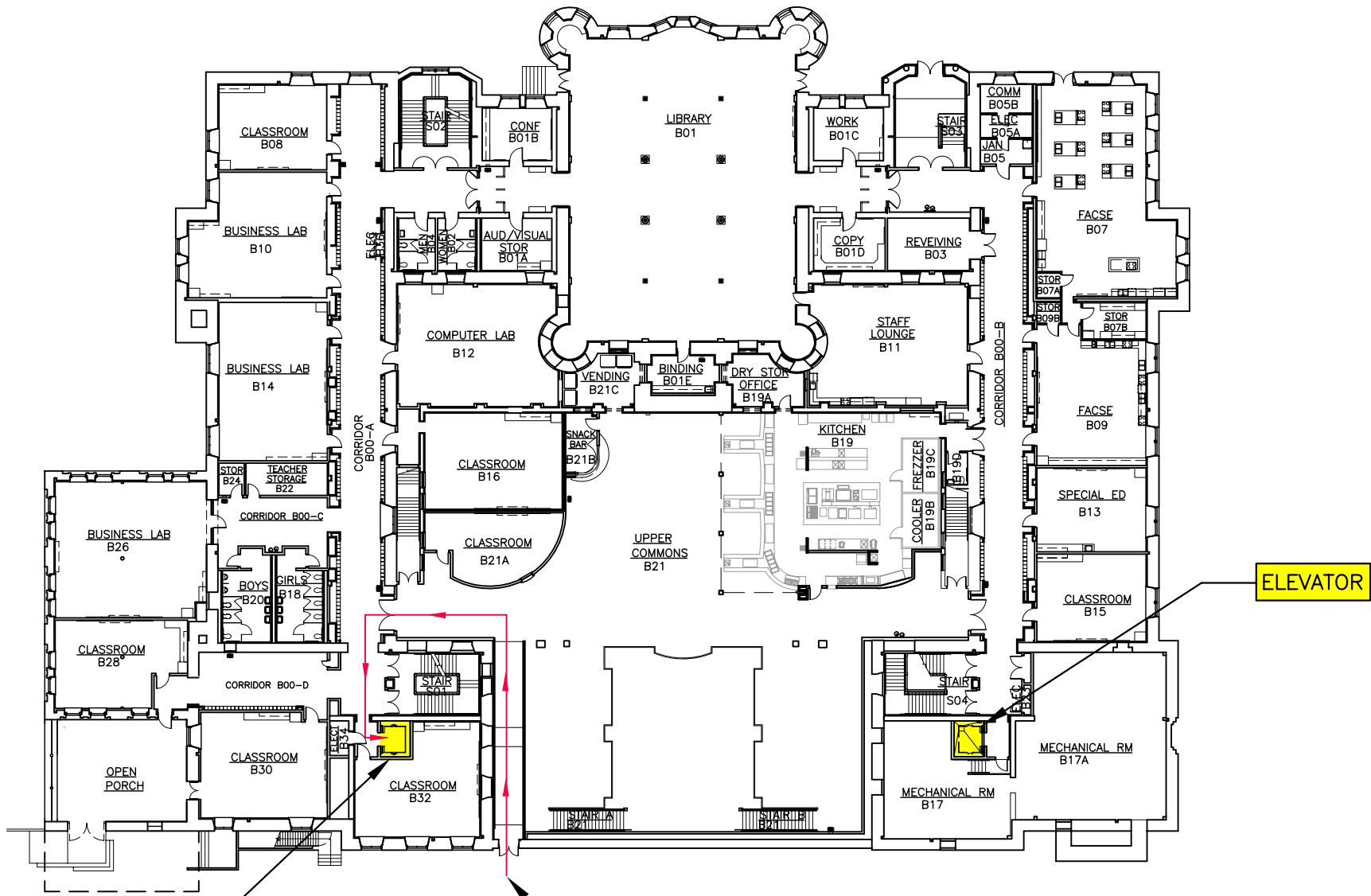
ACCESS TO MAIN OFFICE CASTLE—FIRST FLOOR PLAN

SCALE: 1"=40'



STADIUM HIGH SCHOOL
CASTLE
111 NORTH E STREET
TACOMA, WA 98403
FIRST FLOOR PLAN

Planning & Construction
Tacoma Public Schools
3223 South Union Avenue, Tacoma WA 98409



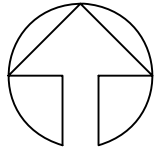
ELEVATOR

ELEVATOR

ACCESSIBLE ROUTE TO ELEVATOR/CASTLE

ACCESSIBLE ROUTE TO THE ELEVATOR CASTLE—BASEMENT FLOOR

SCALE: 1"=40'



STADIUM HIGH SCHOOL
CASTLE
111 NORTH E STREET
TACOMA, WA 98403
BASEMENT FLOOR

Planning & Construction
Tacoma Public Schools
3223 South Union Avenue, Tacoma WA 98409